



भारत सरकार/ GOVERNMENT OF INDIA
श्रम एवं रोजगार मंत्रालय/ MINISTRY OF LABOUR & EMPLOYMENT
श्रम ब्यूरो/ LABOUR BUREAU
'क्लरमोंट', शिमला/ 'Cleremont', Shimla - 171 004
Tel.: (0177)-2653157, 2653158, 2653138, 2652918
Fax: (0177)-2655253
<http://www.labourbureau.gov.in>
E-mail: rlcacpi@gmail.com

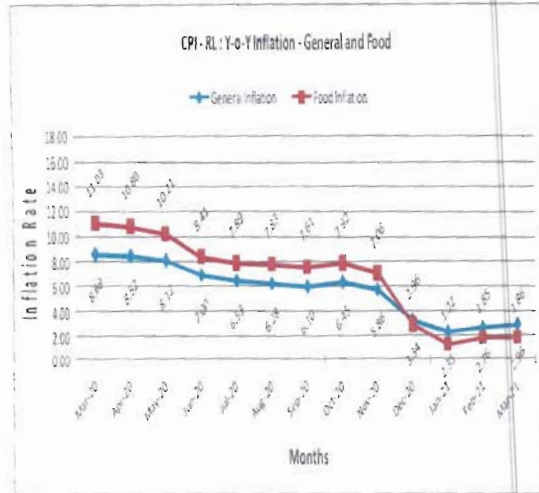
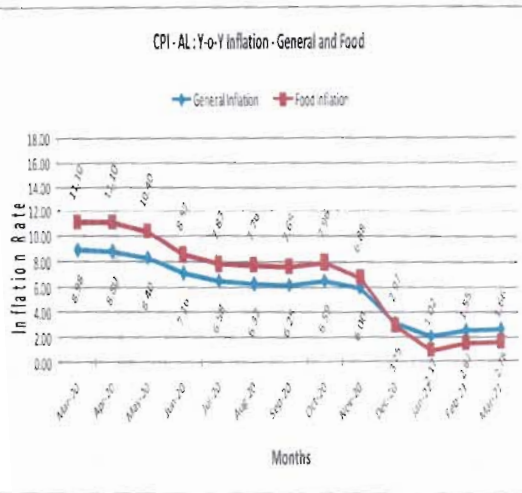
संख्या /No.- 3/21/2020- सी.पी.आई.-ए.एल./आर.एल.

दिनांक/Dated- 20-04-2021

PRESS RELEASE

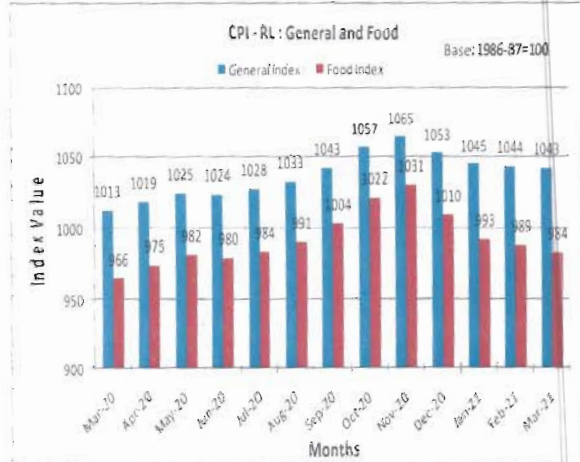
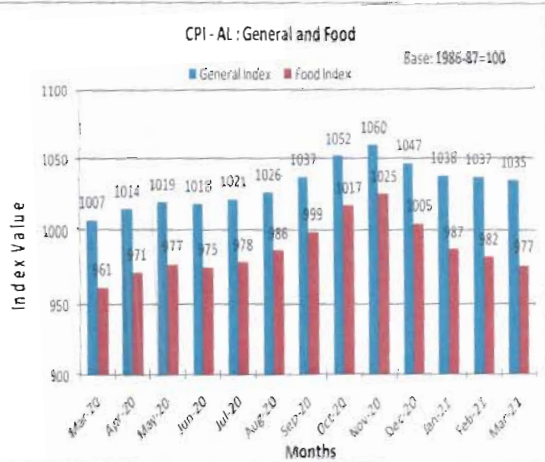
ALL-INDIA CONSUMER PRICE INDEX NUMBERS FOR AGRICULTURAL AND RURAL LABOURERS – MARCH, 2021

1. The All-India Consumer Price Index Numbers for Agricultural Labourers and Rural Labourers (Base: 1986-87=100) for the month of March, 2021 decreased by 2 points and 1 points to stand at 1035 (One thousand and thirty five) and 1043 (One thousand and forty three) points respectively. The major contribution towards the fall in general index of Agricultural Labourers and Rural Labourers came from food with (-) 3.69 points and (-) 3.34 points respectively mainly due to fall in prices of jowar, onion, chillies green, garlic, vegetables and fruits etc.
2. The fall/rise in index varied from State to State. In case of Agricultural Labourers, it recorded a decrease of 1 to 9 points in 13 States and an increase of 1 to 8 points in 7 States. Tamil Nadu State with 1243 points topped the index table whereas Himachal Pradesh State with 814 points stood at the bottom.
3. In case of Rural Labourers, it recorded a decrease of 1 to 8 points in 12 States and an increase of 1 to 7 points in 8 States. Tamil Nadu State with 1229 points topped the index table whereas Bihar State with 839 points stood at the bottom.
4. Amongst states, the maximum decrease in the Consumer Price Index Numbers for Agricultural Labourers and Rural Labourers was experienced by Tamilnadu State (-9 points and -8 points respectively) mainly due to fall in the prices of jowar, onion and vegetables and fruits etc. On the contrary, the maximum increase in the Consumer Price Index Numbers for Agricultural Labourers and Rural Labourers was experienced by Tripura State (+8 points and +7 points) mainly due to rise in the prices of rice, mustard oil, vegetables and fruits, kerosene oil etc.
5. Point to point rate of inflation based on the CPI-AL and CPI-RL increased to 2.78% and 2.96% in March, 2021 from 2.67% and 2.76% respectively in February, 2021. Inflation based on food index of CPI-AL and CPI-RL is at (+) 1.66% & (+) 1.86% respectively in March, 2021.



6. All-India Consumer Price Index Number (General & Group-wise)

Group	Agricultural Labourers		Rural Labourers	
	Feb.,2021	March,2021	Feb.,2021	March,2021
General Index	1037	1035	1044	1043
Food	982	977	989	984
Pan, Supari, etc.	1781	1790	1793	1802
Fuel & Light	1110	1111	1104	1106
Clothing, Bedding & Footwear	1037	1046	1054	1062
Miscellaneous	1082	1088	1085	1091



7. The CPI – AL and RL for the month of April, 2021 will be released on 20th May, 2021.


 (INDER SAIN NEGI)
 DEPUTY DIRECTOR GENERAL