

GOVERNMENT OF MAHARASHTRA
Department of Revenue and Forest, Disaster Management,
Relief and Rehabilitation, Mantralaya, Mumbai- 400 032
No: DMU/2020/CR. 92/DisM-1, Dated: 4th June , 2021

ORDER
Levels of Restrictions for Breaking the Chain

Reference:

1. The Epidemic Diseases Act, 1897.
2. The Disaster Management Act, 2005
3. Revenue and Forest, Disaster Management, Relief and Rehabilitation Department Order No. DMU-2020/C.R.92/DMU-I, dated 2nd May 2020, 3rd May 2020, 5th May 2020, 11th May 2020, 15th May 2020, 17th May 2020, 19th May 2020, 21st May 2020, 31 May 2020, 4th June 2020, 25th June 2020, 29th June 2020, 6th July 2020, 7th July 2020, 29th July 2020, 4th August 2020, 19th August 2020, 31st August 2020, 30th September, 2020 and 14th October 2020, 23rd October, 2020, 29th October, 2020, 3rd November, 2020, 14th November, 2020, 23rd November, 2020, 27th November, 2020, 27th November, 2020, 21st December, 2020, 24th December, 2020, 29th December, 2020, 14th January, 2021, 19th January, 2021, 29th January, 2021, 24th February, 2021, 15th March, 2021, 27th March, 2021, 4th April, 2021, 5th April, 2021, 13th April, 2021, 20th April, 2021, 21st April, 2021 29th April, 2021 and 12th May, 2021 and 30th May, 2021 (along with any additions and clarifications thereof)
4. Ministry of Home Affairs (MHA) Order No. 40-3/2020-PM-1 (A) Dated 1st May 2020, 11th May 2020, 17th May 2020, 20th May 2020, 30th May 2020, 29th June 2020, 29th July 2020, 29th August 2020, 30th September 2020 and 27th October 2020, 25th November, 2020, 28th December, 2020, 27th January, 2021 and 23rd February, 2021 and 28th May, 2021

Whereas, in exercise of the powers, conferred under the Disaster Management Act 2005, the undersigned, in his capacity as Chairperson, State Executive Committee has vide various orders imposed restrictions in the State to break the chain of transmission of the COVID 19 virus from time to time;

And whereas the State Government is satisfied that the State of Maharashtra continues to be threatened with the spread of COVID-19 virus;



And whereas the state Government, in order to effectively respond to the Covid 19 pandemic has substantially upgraded medical facilities available in the state for the testing as well as treatment of Covid 19 disease and has substantially increased the number of hospital beds including oxygen supported beds;

And whereas in order to ensure that State as a whole has adequate reserves of oxygen to cater to new Corona Cases, Oxygen as a resource is to be judiciously used at the state level to ensure that no part of the state faces shortage of the same during times of need and thus if oxygen requirement for the whole state for tackling Covid 19 patients is beyond a critical percentage of its own total production capacity, none of the parts of state may be allowed to relax restrictions and risk increase in numbers of infections;


And whereas various parts of the state are at various stages of infections and must correspondingly have different severity of restrictions to 'break the chain';

And whereas some of the districts need to be divided into different administrative units for the limited purpose of imposition of Covid restrictions, given administrative structures as well as, to a large extent, self-contained nature of basic economic activities;

And whereas it is imperative that decisions about severity of restrictions must be taken rationally on the basis of various parameters that might be considered as indicative of current and future severity of the infection as well as probable cases that may arise in foreseeable future for medical treatment as well as parameters that are indicative of availability and adequacy of medical resources for treating these future cases and that may raise alarm at the right time that the health system may be coming under duress and may get overwhelmed in coming days;

And whereas it is also important that there is an appreciation in the public at large about the reasons behind restrictions on economic activities so that their voluntary compliance may be expected and also that citizens are aware that restrictions are needed due to existing scale of pandemic so that their self-restrained behavior in compliance for Covid Appropriate Behavior may also be expected and also that citizens may realize that if with collective restrained and disciplined behavior they help to bring down the spread and thus allow more social and economic transactions to be freed from constraints;

Now therefore the Government in exercise of the powers conferred under Section 2 of the Epidemic Diseases Act, 1897, read with all other enabling provisions of The Disaster Management Act, 2005, finds it is necessary to impose various levels of restrictions in



different parts of the State based on the conditions in each respective district/ administrative unit to not only break the chain of transmission effectively but also to commence disciplined restart of various economic and social activities without forgoing the gains achieved in controlling the spread of Covid 19 infection through measures of restrictions.

In view of the above, following regulations are framed for effective measures of restrictions for containment of Covid 19 pandemic, in various administrative units of the State of Maharashtra.

I. Administrative Units:

A. Municipal Corporation of Greater Mumbai, Pune Municipal Corporation, Thane Municipal Corporation, Nashik Municipal Corporation, Pimpri Chinchwad Municipal Corporation, Aurganbad Municipal Corporation, Vasai-Virar Municipal Corporation, Navi Mumbai Municipal Corporation, Nagpur Municipal Corporation, Sholapur Municipal Corporation and Kalyan-Dombivali Municipal Corporation will be treated as separate administrative units.

B. Remaining area of each of 34 districts (other than Mumbai City and Mumbai Suburban District), after carving out areas under sub-section A, shall form a separate single administrative unit.

C. DDMA may propose any contiguous area with common characteristics and self-contained economic and social interactions, where the population is at least about one million, to be declared as a separate administrative unit for the limited purposes of this regulation, to CEO of State Disaster Management Authority for final approval and declaration.

II. Levels of Restrictions:

There shall be five levels of restrictions for different classes/ categories of activities. These levels of restrictions shall be applied based on two parameters: Case Positivity Rate and Percentage of Oxygen Beds Occupancy. Every Disaster Management Authority shall enforce these levels of restrictions over administrative units falling under its jurisdiction. The following levels of restrictions are hereby declared along with criteria as well as general guiding principles that may be adopted for containment measures –




Levels	Level 1	Level 2	Level 3	Level 4	Level 5
Criteria	(Positivity < 5%) AND (Oxygen Beds Occupancy is less than 25%)	(Positivity < 5%) AND (Oxygen Beds Occupancy is between 25% and 40%)	(Positivity is between 5%. And 10%) OR (Oxygen Beds Occupancy is more than 40%)	(Positivity is between 10% and 20%) OR (Oxygen Beds Occupancy is more than 60%)	(Positivity is more than 20%) or (Oxygen Beds Occupancy is more than 75%)
General Guiding Principles	Regular / CAB/ Control over super spreaders like travel by local trains/ marriages etc.	Minimize attendance in closed spaces and Public Places/ Minimize group movements	Minimize movement post 5 PM on weekdays and on weekends.	No Post 5 PM Movement on weekdays and no movement on weekends, without urgent/ emergency reasons	No Movement without urgent/ emergency reasons.

III. Restrictions that are imposed on various economic/ social activities for various levels as envisaged above are to be thus.

S. No.	Levels/ Activities	Level 1	Level 2	Level 3	Level 4	Level 5
1	Timings for shops/ establishments dealing with Essential Items	Regular	Regular	Till 4 PM on All Days	Till 4 PM On All Days	Till 4 PM on Weekdays/ Weekends closed except for Medical
2	Timings for shops/ establishments dealing with Non-Essential items	Regular	Regular	Till 4 PM On Weekdays	Closed	Closed
3	Malls/ Theatres (Multiplex as well as Single Screen) / Natyagriha etc.	Regular	50% Capacity	Closed	Closed	Closed



S. No.	Levels/ Activities	Level 1	Level 2	Level 3	Level 4	Level 5
4	Restaurants	Regular	50% Capacity for Dining In	50% Capacity for Dining In - Till 4 PM only on Weekdays. After words Only Parcel/ Take Away and Home Delivery.	Only Parcel/ Take Away and Home Delivery	Only Home Delivery - No visiting
5	Local Trains	Regular/ Depending upon the trends of these parameters, however Local DMA may decide to put restrictions as per Level	Restricted - for Medical, essential and exemption/ women / DMA may put extra restriction	Restricted - for Medical, few essentials and women/ DMA may put extra restriction	Restricted - for Medical and few essentials	Restricted - Only for Medical Personnel
6	Public Places/ open grounds/ walk/ Cycling	Regular	Regular	5AM- 9 AM on every day	5 AM-9AM on week day, Closed on Weekends	Closed
7	Opening of Private Offices	All	All	All – Till 4 PM on working days, except Exemption Category	Exemption Category	Exemption Category
8	Office Attendance - Including government offices (private - if allowed)	100%	100%	50%	25%	15%



S. No.	Levels/ Activities	Level 1	Level 2	Level 3	Level 4	Level 5
9	Sports	Regular	5AM- 9 AM/ 5 PM-9 PM for indoor games. Outdoor games are on whole day.	5AM- 9 AM/ 6 PM-9 PM. Outdoor only	5AM-9AM Outdoor only on weekdays, Closed on weekends.	Closed
10	Shooting	Regular	Regular	Bubble, No movement outside post 5 PM	Bubble and no crowd scenes/ No movement outside post 5 PM on weekdays and no movement outside throughout on weekends	Closed
11	Gatherings (Social/ Cultural/ Entertainment)	Regular	50% Capacity	50% Capacity and Till 4 PM on Weekdays	Closed	Closed
12	Marriages	Regular	50% Capacity of hall with maximum of 100 people	50 People	25 People	Only Family
13	Funerals	Regular	Regular	20 People	20 People	20 People
14	Meetings/ Elections - GB of local bodies/ cooperative bodies	Regular	50% Capacity	50% Capacity	50% Capacity	Only Online

[Handwritten Signature]

S. No.	Levels/ Activities	Level 1	Level 2	Level 3	Level 4	Level 5
15	Construction	Regular	Regular	Only Onsite labors or labors must leave by 4 PM	Only Onsite labors	Only Onsite labors/ Only essential construction
16	Agriculture	Regular	Regular	Till 4 PM On all days	Till 4 PM on weekdays	Till 4 PM on weekdays
17	E-commerce - Items as well as Services	Regular	Regular	Regular	Only Essentials	Only Essentials
18	Jamav Bandi/ Sanchar Bandi	None	Jamav Bandi	Jamav Bandi till 5 PM/ Sanchar Bandi after 5 PM	Sanchar Bandi	Sanchar Bandi
19	Gym/ Salon/Beauty Centers/SPA/Wellness Centers	Regular	50% capacity, only appointment	Till 4 PM, 50% capacity, only appointment, No AC	Till 4 PM, 50% capacity, only with prior appointment, No AC, Only Vaccinated customers	Closed
20	Public transport buses	Regular	100% - without Standing	100% - without standing	50% without standing	50% without standing
21	Cargo Movement (Max three persons (drivers/ helpers/ cleaners or others) may travel for whole rules for passengers shall apply.	Regular	Regular	Regular	Regular	With E-Pass

Amul


S. No.	Levels/ Activities	Level 1	Level 2	Level 3	Level 4	Level 5
22	Inter-District Travel by for passengers either by private cars/ taxis/ Buses/ long distance trains.	Regular - Except if moving to or passing through with any stoppage in level 5, wherein passenger E-pass is a must	Regular - Except if moving to or passing through with any stoppage in level 5, wherein passenger E-pass is a must	Regular - Except if moving to or passing through with any stoppage in level 5, wherein passenger E-pass is a must	Regular - Except if moving to or passing through with any stoppage in level 5, wherein passenger E-pass is a must	To/ From movement along with Passing through, if there is any stoppage inside, allowed only with E-Pass. This will be given only in case of medical emergency or for performing essential duty.
23	Manufacturing: Export oriented units including MSMEs that need to fulfil export obligation	Regular	Regular	Regular	With 50% Staff, Movement with Transport Bubble	With 50% Staff, work only with Isolation bubble

Arunkumar

S. No.	Levels/ Activities	Level 1	Level 2	Level 3	Level 4	Level 5
24	<p>Manufacturing: 1. Essential Goods Manufacturing Units (Items classified as essential goods and Units producing raw material/packaging for any essential goods & entire supply chain) 2. All continious process industries (Units that require processes that are of such nature that these cannot be stopped immediately and cannot restart without considerable time requirement) 3. Manufacturing of items that are significant to national security and defense 4. Data Centers/ Cloud Service Providers/ IT Services Supporting Critical Infrastructure and Services</p>	Regular	Regular	Regular	With 50% Staff, Movement with Transport Bubble	With 50% Staff, Movement with Transport Bubble
25	<p>Manufacturing: All Other manufacturing units across sectors, which are not covered under essential, continious process or Export oriented units</p>	Regular	Regular	With 50% Staff- Movement with Transport Bubble	With 50% Staff -work only with Isolation bubble	With 50% Staff - work only with Isolation bubble

Notes:

1. For level 3, 4 and 5 wherever it is mentioned that an establishment shall be open till 4 PM it is expected that persons working thereat or taking a service



from that shall reach their homes by 5 PM and there shall be movements for reasons of either working in these or taking services from these establishments post 5 PM.

2. Few Essential services that are allowed to travel in local trains at higher levels shall be Medical, Government offices and Airport and Port services. SDMA may include some other services in this list if so deemed fit.
3. Whenever an E-Pass is required by a passenger, all the passengers in a vehicle shall require individual passes. Passenger vehicles shall require no separate pass.
4. Government offices and Emergency Services required for Covid 19 management to always work with 100%. Attendance. Other government offices may have higher attendance than indicated in above table, in Mumbai with permission of Chief Secretary and in rest of the State, with the permission of respective Disaster Management Authorities.
5. Essential Services includes the following
 1. Hospitals, diagnostic centers, Clinics, vaccinations, Medical insurance offices, Pharmacies, Pharmaceutical companies, other medical and health services including supporting manufacturing and distribution units along with their dealers, transport and supply chain. Manufacturing and distribution of vaccines, sanitizers, masks, medical equipment, their ancillaries, raw material units and support services.
 2. Veterinary Services/ Animal Care shelters and pet food shops
 3. All operations related to forestry as declared by the Forest Department
 4. Aviation and related services (airlines, airports, maintenance, cargo, ground services, catering, fueling, security etc)
 5. Groceries, Vegetables Shops, fruit vendors, dairies, bakeries, confectionaries, all type of food shops.
 6. Cold Storage and Warehousing services



7. Public Transport: Airplanes, Trains, Taxis, Autos and public buses.
8. Services related to functioning of offices of Diplomats of various countries
9. Pre Monsoon Activities by local authorities
10. All Public Services by local authorities.
11. Reserve Bank of India and services designated by RBI as essential
12. All offices of SEBI recognized market infrastructure institutions such as Stock Exchanges, depositories, clearing corporations etc and other intermediaries registered with SEBI
13. Services required for restoration/ maintenance of telecom services
14. Transport of Goods
15. Water Supply Services
16. Agriculture related activities and all allied activities required to ensure seamless continuity of the agricultural sector including availability of farming input, seeds, fertilizers, equipment's and repairs thereof.
17. Export – Import of all commodities
18. E-Commerce (only for the supply of essential goods and services)
19. Accredited Media
20. Petrol Pumps and Petroleum related products; including offshore / onshore production
21. All cargo services
22. Data Centers/ Cloud Services/ IT services supporting critical infrastructure and services
23. Government and Private Security Services



24. Electric and gas supply services
 25. ATM's
 26. Postal Services
 27. Ports and related activities
 28. Custom House Agents/ Licensed Multi Modal Transport Operators associated with movement of vaccines/ lifesaving drugs/ pharmaceutical products.
 29. Units producing raw material/ packaging material for any essential services
 30. Units that are engaged in production of materials for impending rainy season for individuals as well as for organisations .
 31. Any Services designated as essential services by local disaster management authority.
6. "Exemptions" to cover the following –
- a. Offices of Central, State and Local governments, including of their statutory authorities and organisations
 - b. Cooperative, PSU and Private Banks
 - c. Offices of companies providing essential services
 - d. Insurance/ Medclaim Companies
 - e. Pharmaceutical company offices needed for management of production/ distribution
 - f. RBI regulated entities and intermediaries including standalone primary dealers, CCIL, NPCI, payment system operators and financial market participants operating in RBI regulated markets.
 - g. All Non Banking Financial Corporations
 - h. All micro finance institutions



i. Offices of advocates if operations of Courts, Tribunals or Commissions of Enquiries are on.

7. "Isolation bubble" is defined as onsite accommodation for work force or Accommodation in Near By dedicated colonies wherefrom movement is through dedicated transport service, with max 10% managerial staff coming from outside. "Transport Bubble" means movement of outside employees in dedicated transport service and not through public transport.
8. "Regular" means normal ways of transaction with Covid Appropriate Behavior restrictions and subject to any SOP that may be promulgated by State Disaster Management Authority for various activities.
9. As far as inter-state travel is concerned this shall be regulated by separate orders from time to time.
10. As far as reservation of oxygen production for medical purposes is concerned, this shall be regulated by separate orders from time to time.

IV. State Level Oxygen Trigger: Government has taken note of the fact that medical oxygen is the most critical resource for the treatment of Covid 19. Government has further noted that the production capacity of State of Maharashtra is currently 1200 MT per Day and that there are serious difficulties in sourcing oxygen from out of state sources as well as transporting oxygen to various remote parts of the state. Government is there satisfied that there exists a need to take measures to contain the spread of the virus much before the number of patients requiring oxygen based treatment overwhelms the state's oxygen production capacity. Thus there must be a well quantified oxygen trigger that will be the basis for level 3 and above restrictions across the state.

Given the state's current oxygen production capacity at 1200 MT per Day, as indicated above, and the fact that typically, on an average 1000 Covid 19 patients require 20 MT per Day, the maximum number of patients that can be supported from the state production capacity is 60000. In view of the aforesaid, the following oxygen trigger shall operate:



A. If

I. total oxygen beds occupied are more than 45000 in whole of the state with rising trend of oxygen beds occupancy or,

II. total oxygen beds occupied are more than 50000 irrespective of the trend of oxygen beds occupancy,

then no part of the state, irrespective of other local parameters like Positivity and Oxygen Bed Occupancy, shall be below level 4. This is to ensure that Maharashtra state daily consumption of oxygen for medical treatment remains within the daily production capacity of the state which is about 1200 MT and may cater to about 60000 beds for Covid 19 patients.

B. If

I. total oxygen beds occupied are between 35,000 and 45000 irrespective of the trend of oxygen beds occupancy or

II. total oxygen beds occupancy between 45000 and 50000 with reducing trend,

no part of the state shall be below level 3.

V. The operationalization of the above-mentioned levels of restrictions will be as follows –

- a. Every Thursday, Public Health Department of Government of Maharashtra will declare number of oxygen beds occupied at the state level, as well as positivity rate and oxygen beds occupation percentage in each district. SDMA shall declare whether overarching condition stated in section IV exists.
- b. The District Disaster Management Authority will, based on the above mentioned parameters, after disaggregating these parameters for various administrative units in its jurisdiction, shall decide, subject to state level oxygen trigger as per section IV, which level of restrictions should be imposed in these administrative units, as per the guidelines contained herein.



- c. The restrictions level, if there is any change, will come into effect from the following Monday.
- VI. The DDMA shall have the powers to make minor modifications in respect of restrictions relating to activities mentioned in the table under section III to meet with local exigencies. However, such modifications shall be kept to the minimum and shall be brought into force only with the concurrence of State Disaster Management Authority.

BY ORDER AND IN THE NAME OF THE GOVERNOR OF MAHARASHTRA


04/6/21
(Sitaram Kunte)
Chief Secretary

GOVERNMENT OF MAHARASHTRA
Department of Revenue and Forest, Disaster Management,
Relief and Rehabilitation, Mantralaya, Mumbai- 400 032
No: DMU/2020/CR. 92/DisM-1, Dated: 4th June , 2021

ORDER

Reference:

1. The Epidemic Diseases Act, 1897.
2. The Disaster Management Act, 2005
3. Revenue and Forest, Disaster Management, Relief and Rehabilitation Department Order No. DMU-2020/C.R.92/DMU-I, dated 4th June, 2021.


The State Government vide its Order dated 4th June, 2021 has notified levels of restrictions to be imposed in various administrative units in different districts of the State, as per the COVID 19 positivity rate and the Oxygen Beds Occupancy in these administrative units.

Section IV of the said order defines the State Level Oxygen Trigger. As per the information received from the Public Health Department, the total number of oxygen beds occupied across the State are 31224 with a declining trend, as on 3rd June 2021. This number being less than 35000, State Level Oxygen Trigger does not get operated for the ensuing week.

Oxygen Bed Occupancy and Positivity Rates as on Thursday 3rd June, 2021 for various districts as informed by Public Health Department are attached herewith.

Based on the these figures, the districts/ administrative units may now decide which level of restrictions should be imposed in their respective administrative units as per the order dated 4th June, 2021. If a district has more than one administrative units then it should disaggregate and calculate these indicators for different administrative units and then decide.

The said orders may be issued by the respective Disaster Management Authorities at the earliest and the declared levels for each such unit to come into force from Monday, 7th June, 2021.


(Asecm Gupta)
Principal Secretary
Disaster Management, Relief & Rehabilitation

Public Health Department report Dt-3rd June 2021 Time 07:15 PM

SR.NO.	DISTRICT	TYPES OF BEDS				Total Oxygen Beds		% Occupied Oxygen Beds
		OXYGEN BEDS (Without Ventilator)		VENTILATOR BEDS		Occupied	Vacant	
		OCCUPIED	VACCANT	OCCUPIED	VACCANT			
1	AHMEDNAGAR	1212	3824	151	380	1363	4204	24.48
2	AKOLA	390	501	74	113	464	614	43.04
3	AMRAVATI	300	827	62	77	362	904	28.59
4	AURANGABAD	400	2399	255	166	655	2565	20.34
5	BEEED	1446	1442	77	266	1523	1708	47.14
6	BHANDARA	20	583	13	132	33	715	4.41
7	BULDHANA	72	1322	45	78	117	1400	7.71
8	CHANDRAPUR	118	1250	19	86	137	1336	9.30
9	DHULE	60	1317	5	149	65	1466	4.25
10	GADCHIROLI	51	738	0	72	51	810	5.92
11	GONDIA	47	848	17	100	64	948	6.32
12	HINGOLI	215	455	13	94	228	549	29.34
13	JALGAON	481	2918	97	314	578	3232	15.17
14	JALNA	328	1561	42	165	370	1726	17.65
15	KOLHAPUR	2540	995	205	99	2745	1094	71.50
16	LATUR	357	2422	114	220	471	2642	15.13
17	MUMBAI+SUBURB	3004	8451	1206	287	4210	8738	32.51
18	NAGPUR	332	6034	242	451	574	6485	8.13
19	NANDED	107	2264	5	241	112	2505	4.28
20	NANDURBAR	125	394	51	28	176	422	29.43
21	NASHIK	1149	5032	196	811	1345	5843	18.71
22	OSMANABAD	330	764	71	125	401	889	31.09
23	PALGHAR	798	804	70	102	868	906	48.93
24	PARBHANI	183	1007	23	73	206	1080	16.02
25	PUNE	2832	13744	937	919	3769	14663	20.45
26	RAIGAD	866	1481	119	106	985	1587	38.30
27	RATNAGIRI	518	455	54	77	572	532	51.81
28	SANGLI	1274	1493	241	152	1515	1645	47.94
29	SATARA	2001	1338	213	45	2214	1383	61.55
30	SINHUOURG	366	191	54	20	420	211	66.56
31	SOLAPUR	1387	1817	195	165	1582	1982	44.39
32	THANE	2270	10367	369	702	2639	11069	19.25
33	WARDHA	43	1211	11	71	54	1282	4.04
34	WASHIM	127	602	24	46	151	648	18.90
35	YAVATMAL	180	1165	25	140	205	1305	13.58
	Other State							
	STATE TOTAL	25929	82016	5295	7072	31224	89088	25.95
	Total Oxygen Beds Occupied	31224						

10/8/20

Sr. No.	District	Daily Positivity Rate											Weekly Avg.
		28.05.2021	29.05.2021	30.05.2021	31.05.2021	01.06.2021	02.06.2021	03.06.2021					
1	Ahmednagar	5.26	6.51	5.36	3.54	3.50	3.20	2.74					4.30
2	Akola	8.08	7.84	5.99	11.50	8.55	6.88	5.34					7.74
3	Amravati	9.02	6.98	7.08	6.09	5.66	5.47	5.63					6.56
4	Aurangabad	6.85	6.79	4.96	6.86	5.00	3.43	3.75					5.38
5	Beed	8.03	8.18	9.99	9.10	9.20	8.32	6.01					8.40
6	Bhandara	7.16	7.87	11.02	8.22	8.57	5.17	5.69					7.67
7	Buldhana	11.45	20.47	22.06	1.55	10.11	2.40	2.19					10.03
8	Chandrapur	2.74	1.35	3.86	5.46	2.61	3.75	1.83					3.09
9	Dhule	2.75	1.15	2.23	4.38	2.46	2.82	2.00					2.54
10	Gadchiroli	5.30	4.34	6.23	6.73	8.67	8.21	6.10					6.51
11	Gondia	1.45	3.44	2.31	2.92	1.32	2.39	2.76					2.37
12	Hingoli	6.96	5.05	3.58	5.11	4.44	4.63	0.79					4.37
13	Jalgaon	2.56	1.43	1.46	1.56	1.71	1.73	1.27					1.67
14	Jalna	2.56	3.03	2.13	1.12	1.47	2.49	1.53					2.05
15	Kolhapur	15.01	13.93	13.90	17.91	15.82	13.93	16.22					15.25
16	Latur	5.53	5.23	5.10	3.55	3.72	3.98	2.58					4.24
17	Mumbai	6.20	5.10	7.28	4.76	5.63	5.53	4.41					5.56
18	Nagpur	3.97	4.74	3.99	5.24	3.42	2.94	2.74					3.86
19	Nanded	2.66	1.75	1.54	1.99	2.40	1.55	1.65					1.93
20	Nandurbar	5.21	3.79	2.70	2.78	1.64	2.86	4.17					3.31
21	Nashik	6.85	7.60	5.76	20.99	3.35	4.59	5.11					7.75
22	Osmanabad	8.91	8.68	8.56	5.77	7.11	9.62	5.26					7.70
23	Palghar	6.19	4.51	6.52	4.63	5.59	2.78	5.54					5.11
24	Parbhani	8.15	12.45	6.22	11.65	4.76	3.69	2.81					7.10
25	Pune	14.36	14.70	12.56	15.04	13.07	12.60	12.97					13.62
26	Raigad	19.52	21.59	20.09	18.80	20.05	18.79	16.38					19.32
27	Ratnagiri	19.86	18.42	16.16	18.20	14.50	13.18	14.81					16.45
28	Sangli	14.99	15.74	14.88	14.45	15.68	14.94	7.39					14.01
29	Satara	19.41	20.37	12.56	16.50	14.45	14.02	12.04					15.62
30	Sindhudurg	20.01	19.66	10.02	7.91	10.65	10.43	10.24					12.70
31	Solapur	7.94	7.97	7.83	5.40	6.55	7.50	4.29					6.78
32	Thane	9.39	8.34	7.57	7.32	6.92	6.70	6.56					7.54
33	Wardha	6.48	10.44	14.26	3.41	4.48	11.63	2.26					7.57
34	Washim	7.87	4.96	5.38	4.49	6.39	4.85	2.36					5.19
35	Yavatmal	4.70	4.76	6.45	5.29	2.50	3.07	2.55					4.19