



भारत सरकार/ GOVERNMENT OF INDIA
श्रम एवं रोजगार मंत्रालय/ MINISTRY OF LABOUR & EMPLOYMENT
श्रम ब्यूरो/ LABOUR BUREAU
श्रम ब्यूरो भवन, सेक्टर 38 (पश्चिम)/Shram Bureau Bhawan, Sector 38 (West)
चंडीगढ़/CHANDIGARH-160036
E-mail: <http://www.labourbureaunew.gov.in>

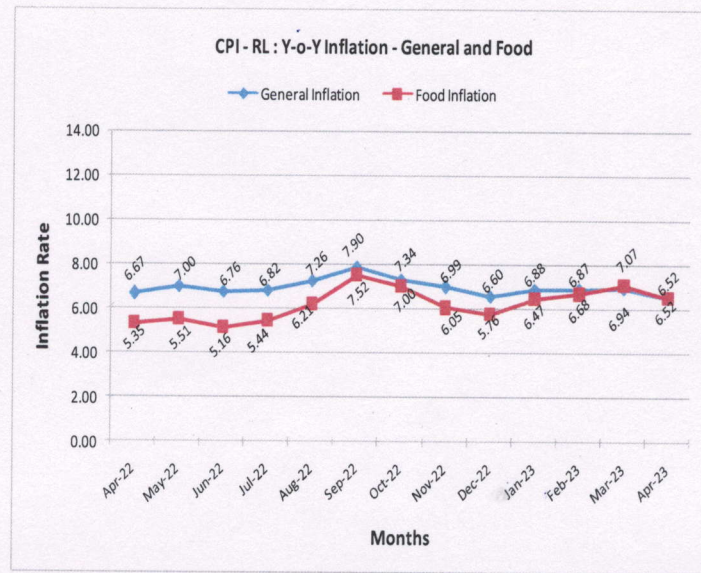
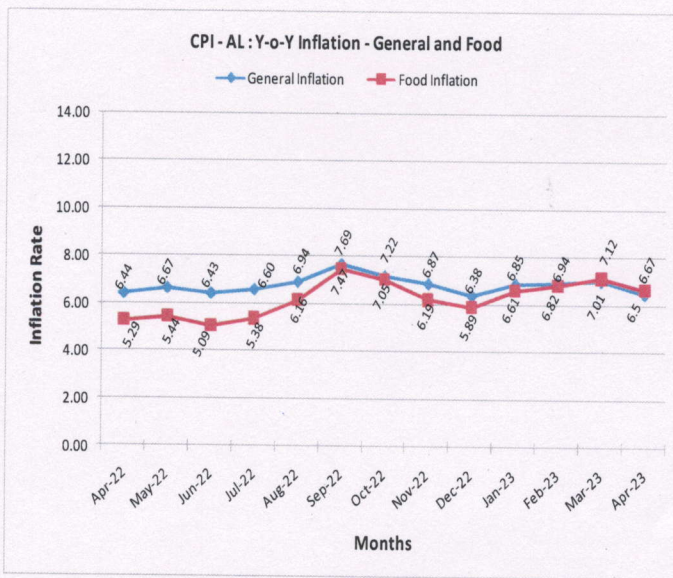
संख्या /No.- 3/21/2022- सी.पी.आई.-ए.एल./आर.एल.

दिनांक/Dated- 19-05-2023

PRESS RELEASE

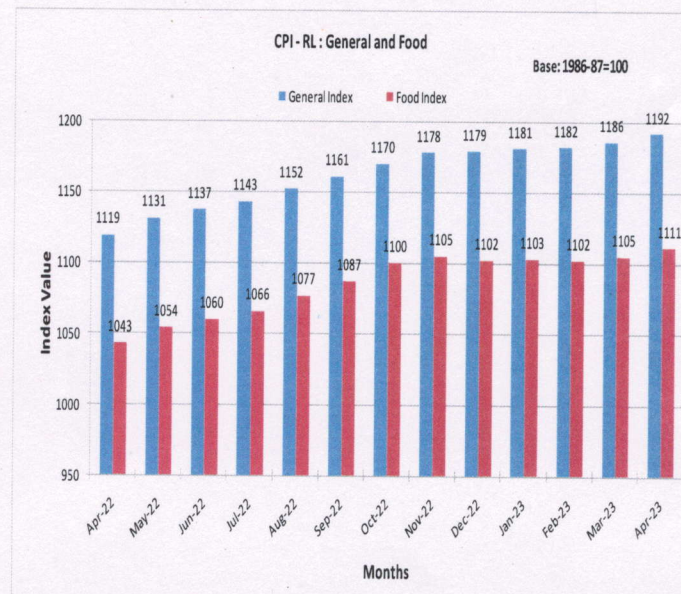
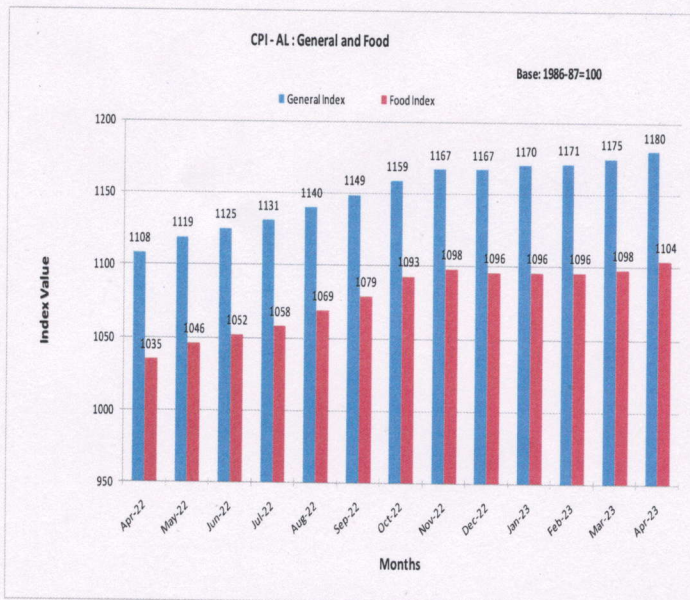
**ALL-INDIA CONSUMER PRICE INDEX NUMBERS FOR AGRICULTURAL AND RURAL
LABOURERS – APRIL, 2023**

1. The All-India Consumer Price Index Number for Agricultural Labourers and Rural Labourers (Base: 1986-87=100) for the month of April, 2023 increased by 5 & 6 points to stand at 1180 (One thousand one hundred and eighty) and 1192 (One thousand one hundred and ninety two) points respectively. The major contribution towards the rise in general index of Agricultural Labourers and Rural Labourers came from food group to the extent of 4.23 & 4.05 points respectively mainly due to increase in prices of pulses, milk, chillies dry, garlic, ginger, mixed spices, sugar, gur, vegetables & fruits, etc.
2. The rise in index varied from State to State. In case of Agricultural Labourers, it recorded an increase of 1 to 12 points in 20 States. Tamilnadu with 1367 points topped the index table whereas Himachal Pradesh with 918 points stood at the bottom.
3. In case of Rural Labourers, it recorded an increase of 1 to 12 points in 20 States. Tamilnadu with 1356 points topped the index table whereas Himachal Pradesh with 969 points stood at the bottom.
4. Amongst states, the maximum increase in the Consumer Price Index Numbers for both Agricultural Labourers and Rural Labourers was experienced by West Bengal State (12 points each) mainly due to rise in the prices of milk, chillies dry, ginger, mixed spices, firewood, vegetables & fruits, etc.
5. Point to point rate of inflation based on the CPI-AL and CPI-RL stood at 6.50% & 6.52% in April, 2023 compared to 7.01% & 6.94 respectively in March, 2023 and 6.44% and 6.67% respectively during the corresponding month of the previous year. Similarly, Food inflation stood at 6.67% & 6.52% in April, 2023 compared to 7.12% & 7.07% respectively in March, 2023 and 5.29% & 5.35% respectively during the corresponding month of the previous year.




6. All-India Consumer Price Index Number (General & Group-wise):

Group	Agricultural Labourers		Rural Labourers	
	March, 2023	April, 2023	March, 2023	April, 2023
General Index	1175	1180	1186	1192
Food	1098	1104	1105	1111
Pan, Supari, etc.	1996	1999	2005	2008
Fuel & Light	1298	1298	1290	1290
Clothing, Bedding & Footwear	1247	1252	1286	1292
Miscellaneous	1251	1256	1255	1260



7. The CPI – AL and RL for the month of May, 2023 will be released on 20th June, 2023.


 (SHYAM SINGH NEGI)
 DEPUTY DIRECTOR GENERAL