



भारत सरकार/ GOVERNMENT OF INDIA  
श्रम एवं रोजगार मंत्रालय/ MINISTRY OF LABOUR & EMPLOYMENT  
श्रम ब्यूरो/ LABOUR BUREAU  
श्रम ब्यूरो भवन, सेक्टर 38 (पश्चिम)/Shram Bureau Bhawan, Sector 38 (West)  
चंडीगढ़/CHANDIGARH-160036  
E-mail: <http://www.labourbureaunew.gov.in>

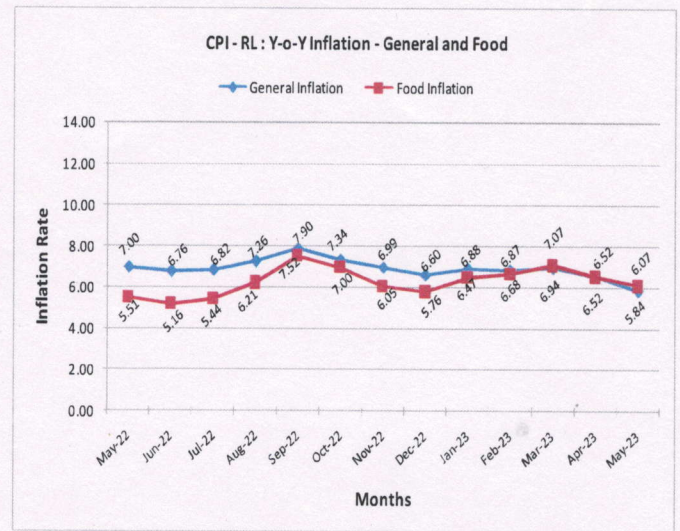
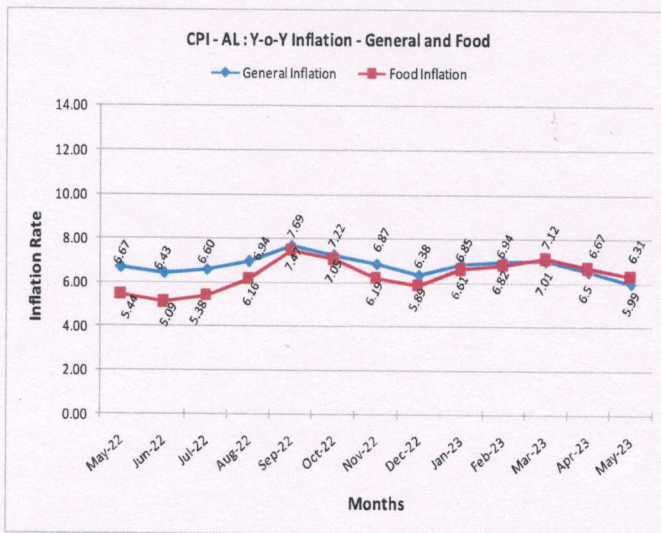
संख्या /No.- 3/21/2022- सी.पी.आई.-ए.एल./आर.एल.

दिनांक/Dated- 20-06-2023

**PRESS RELEASE**

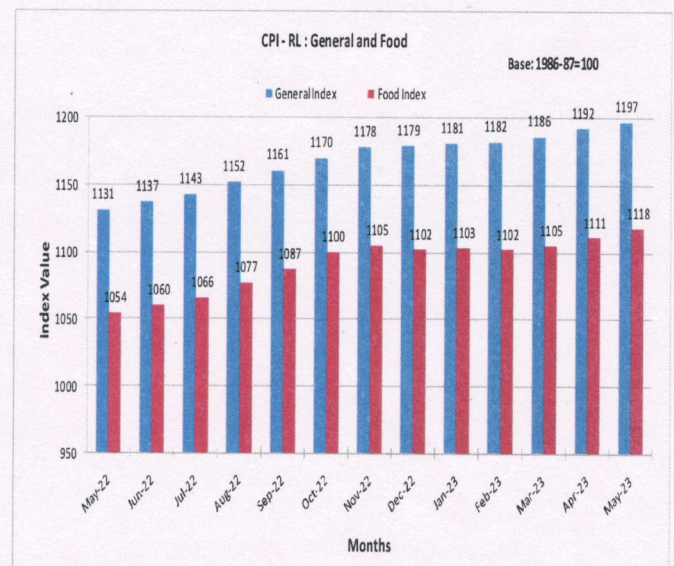
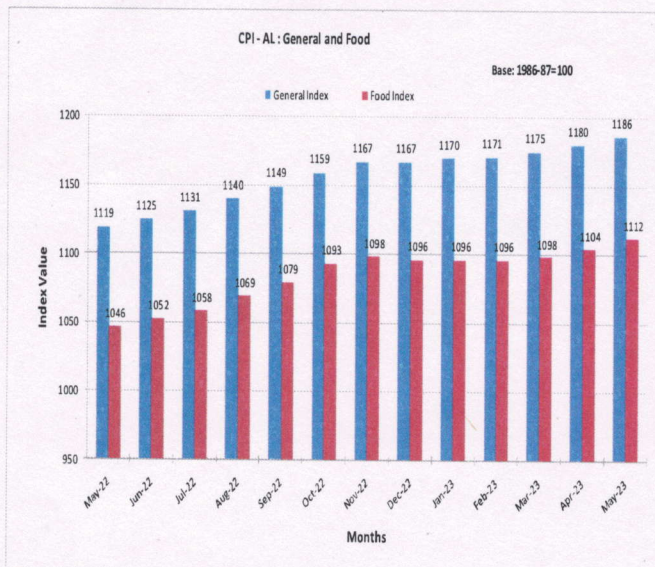
**ALL-INDIA CONSUMER PRICE INDEX NUMBERS FOR AGRICULTURAL AND RURAL LABOURERS – MAY, 2023**

1. The All-India Consumer Price Index Number for Agricultural Labourers and Rural Labourers (Base: 1986-87=100) for the month of May, 2023 increased by 6 & 5 points to stand at 1186 (One thousand one hundred and eighty six) and 1197 (One thousand one hundred and ninety seven) points respectively. The major contribution towards the rise in general index of Agricultural Labourers and Rural Labourers came from food group to the extent of 5.29 & 4.72 points respectively mainly due to increase in prices of rice, pulses, milk, meat goat, chillies dry, garlic, ginger, vegetables & fruits, etc.
2. The rise/fall in index varied from State to State. In case of Agricultural Labourers, it recorded an increase of 2 to 17 points in 11 States and a decrease of 1 to 5 points in 8 States while it remained stationary for Himachal Pradesh State. Tamilnadu with 1371 points topped the index table whereas Himachal Pradesh with 918 points stood at the bottom.
3. In case of Rural Labourers, it recorded an increase of 1 to 17 points in 12 States and a decrease of 1 to 5 points in 7 States while it remained stationary for Kerala State. Tamilnadu with 1360 points topped the index table whereas Himachal Pradesh with 968 points stood at the bottom.
4. Amongst states, the maximum increase in the Consumer Price Index Numbers for both Agricultural Labourers and Rural Labourers was experienced by Andhra Pradesh State (17 points each) mainly due to rise in the prices of rice, jowar, ragi, pulses, green/dry chillies, onion, vegetables & fruits, etc. On the contrary, the maximum decrease in the Consumer Price Index Numbers for Agricultural Labourers was experienced by Assam State and for Rural Labourers by Odisha State (5 points each) mainly due to fall in the prices of rice, ragi, mustard-oil, fish-fresh, onion, chillies green, etc.
5. Point to point rate of inflation based on the CPI-AL and CPI-RL stood at 5.99% & 5.84% in May, 2023 compared to 6.50% & 6.52% respectively in April, 2023 and 6.67% and 7.00% respectively during the corresponding month of the previous year. Similarly, Food inflation stood at 6.31% & 6.07% in May, 2023 compared to 6.67% & 6.52% respectively in April, 2023 and 5.44% & 5.51% respectively during the corresponding month of the previous year.



6. All-India Consumer Price Index Number (General & Group-wise):

Group	Agricultural Labourers		Rural Labourers	
	April, 2023	May, 2023	April, 2023	May, 2023
<b>General Index</b>	<b>1180</b>	<b>1186</b>	<b>1192</b>	<b>1197</b>
Food	1104	1112	1111	1118
Pan, Supari, etc.	1999	1993	2008	2003
Fuel & Light	1298	1301	1290	1293
Clothing, Bedding & Footwear	1252	1254	1292	1294
Miscellaneous	1256	1260	1260	1265



7. The CPI – AL and RL for the month of June, 2023 will be released on 20<sup>th</sup> July, 2023.

*SJ* 27/7/2023

(SHYAM SINGH NEGI)  
DEPUTY DIRECTOR GENERAL