



भारत सरकार/ GOVERNMENT OF INDIA
श्रम एवं रोजगार मंत्रालय/ MINISTRY OF LABOUR & EMPLOYMENT
श्रम ब्यूरो/ LABOUR BUREAU
श्रम ब्यूरो भवन, सेक्टर 38 (पश्चिम)/Shram Bureau Bhawan, Sector 38 (West)
चंडीगढ़/CHANDIGARH-160036
E-mail: <http://www.labourbureau.gov.in>

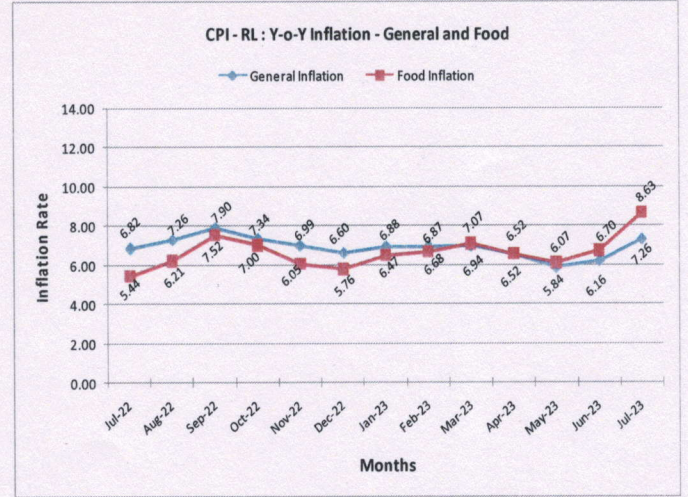
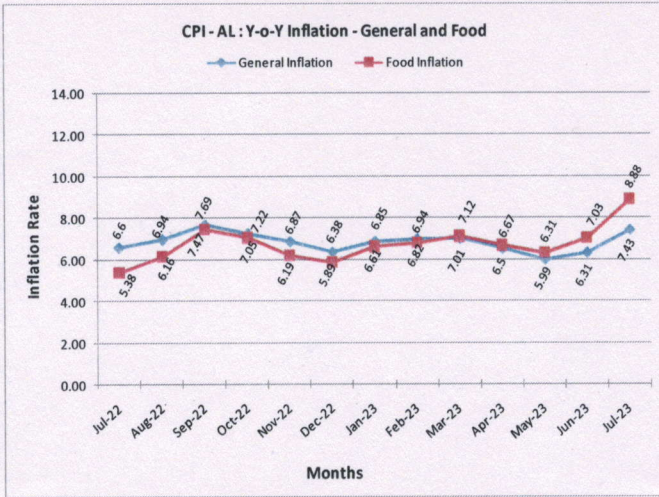
संख्या /No.- 3/21/2022- सी.पी.आई.-ए.एल./आर.एल.

दिनांक/Dated- 18-08-2023

PRESS RELEASE

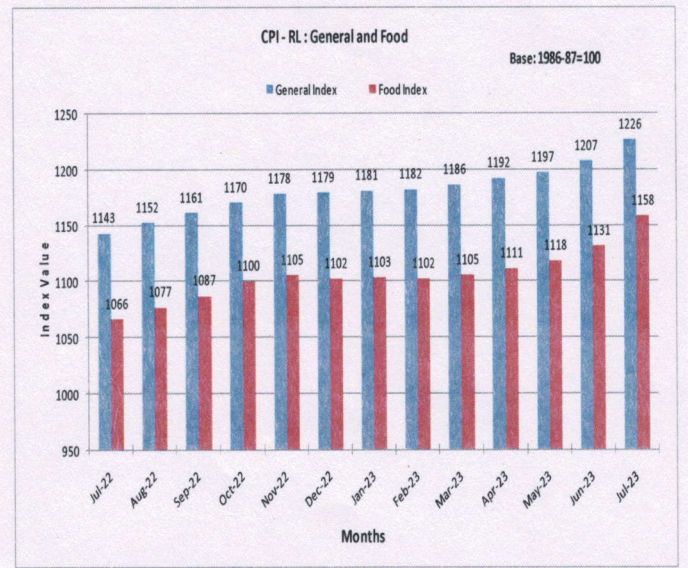
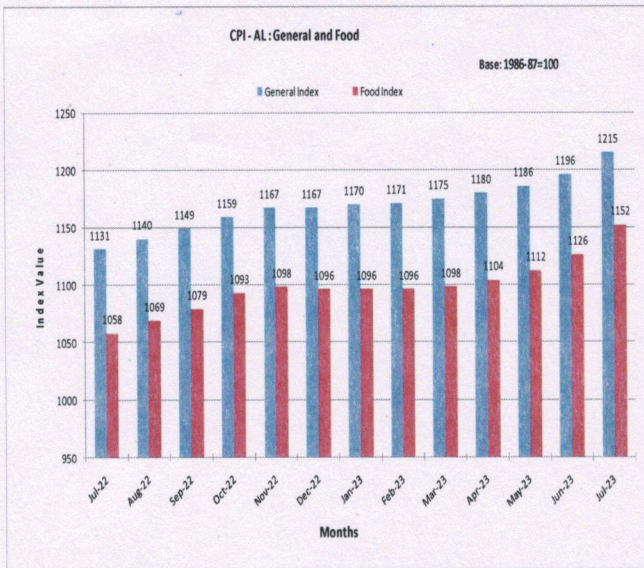
ALL-INDIA CONSUMER PRICE INDEX NUMBERS FOR AGRICULTURAL AND RURAL LABOURERS – JULY, 2023

1. The All-India Consumer Price Index Number for Agricultural Labourers and Rural Labourers (Base: 1986-87=100) for the month of July, 2023 increased by 19 points each to stand at 1215 (One thousand two hundred and fifteen) and 1226 (One thousand two hundred and twenty six) points respectively. The major contribution towards the rise in general index of Agricultural Labourers and Rural Labourers came from food group to the extent of 18.23 and 18.28 points respectively mainly due to increase in prices of rice, wheat atta, pulses, milk, fish-fresh/dry, gur, chillies-green/dry, turmeric, garlic, ginger, onion, mixed spices, brinjal, tomato, gourd, etc.
2. The rise in index varied from State to State. In case of Agricultural Labourers, it recorded an increase of 1 to 29 points in 20 States. Tamilnadu with 1420 points topped the index table whereas Himachal pradesh with 932 points stood at the bottom.
3. In case of Rural Labourers, it recorded an increase of 9 to 28 points in 20 States. Tamilnadu with 1407 points topped the index table whereas Himachal pradesh with 993 points stood at the bottom.
4. Amongst states, the maximum increase in the Consumer Price Index Numbers for Agricultural Labourers was experienced by Tamilnadu (29 points) and for Rural Labourers by Tamilnadu and Kerala (28 points each) mainly due to rise in the prices of pulses, fish fresh/dry, chillies-green/dry, ginger, onion, brinjal, tomato, gourd, etc.
5. Point to point rate of inflation based on the CPI-AL and CPI-RL stood at 7.43% and 7.26% in July, 2023 compared to 6.31% and 6.16% respectively in June, 2023 and 6.60% & 6.82% respectively during the corresponding month of the previous year. Similarly, Food inflation stood at 8.88% and 8.63% in July, 2023 compared to 7.03% and 6.70% respectively in June, 2023 and 5.38% & 5.44% respectively during the corresponding month of the previous year.




6. All-India Consumer Price Index Number (General & Group-wise):

Group	Agricultural Labourers		Rural Labourers	
	June, 2023	July, 2023	June, 2023	July, 2023
General Index	1196	1215	1207	1226
Food	1126	1152	1131	1158
Pan, Supari, etc.	1986	1992	1996	2002
Fuel & Light	1304	1304	1296	1295
Clothing, Bedding & Footwear	1255	1258	1298	1302
Miscellaneous	1264	1266	1269	1271



7. The CPI – AL and RL for the month of August, 2023 will be released on 20th September, 2023.


 18.8.2023
(B.B.S. NEGI)
 DIRECTOR